

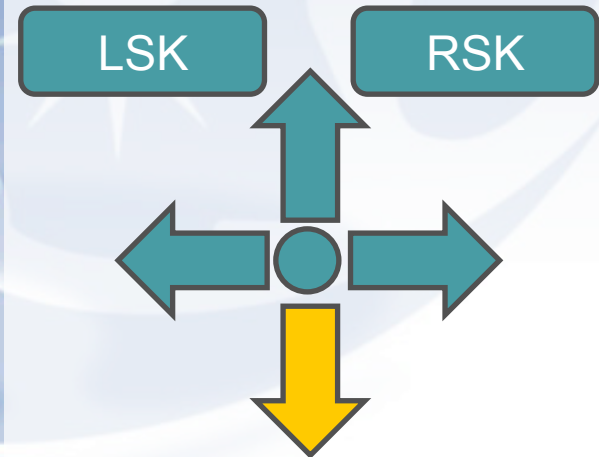
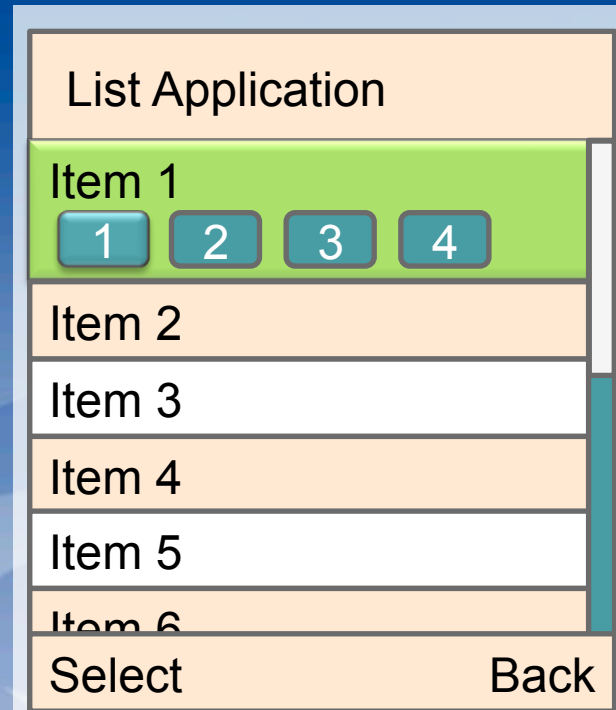
# Documenting Mobile 2.0

Presented by

Scott Weiss

Scott.weiss@humanfactors.com

27<sup>th</sup> September 2008



# About Human Factors International

Global Reach – USA, Europe, Asia

Local Presence - Human Factors International is located in London with a dynamic team of specialists in usability and user experience design





## **Design**

- Information Architecture
- Iconography
- Skins

## **Research**

- User Testing
- Expert Reviews
- Ethnography
- Focus Groups

## **Training**

- Certified Usability Analyst
- Full suite of design and usability courses

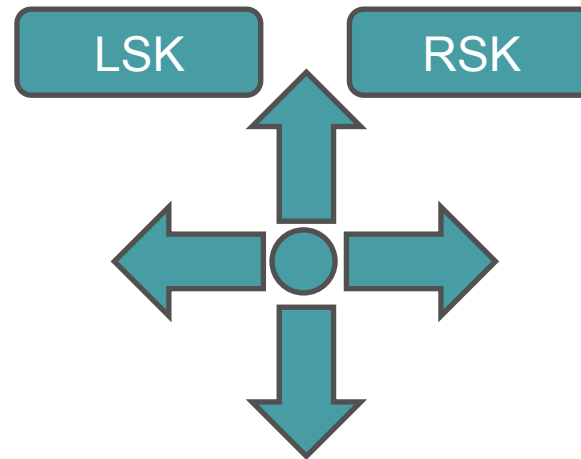
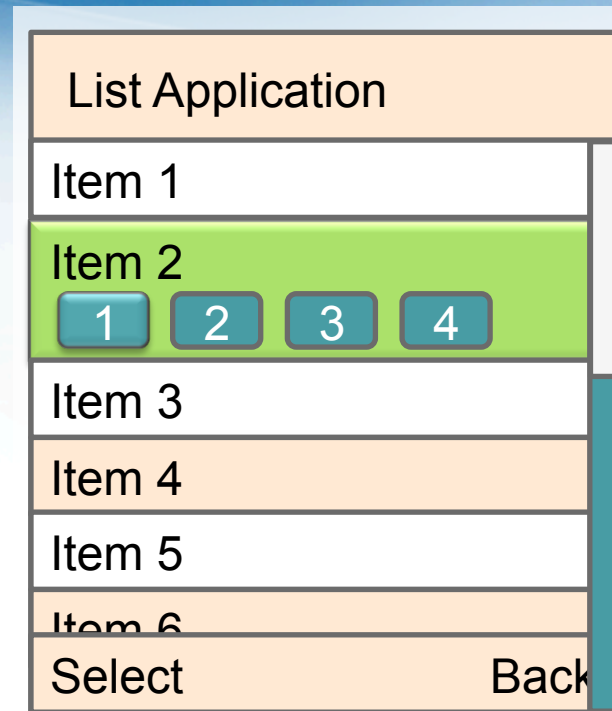
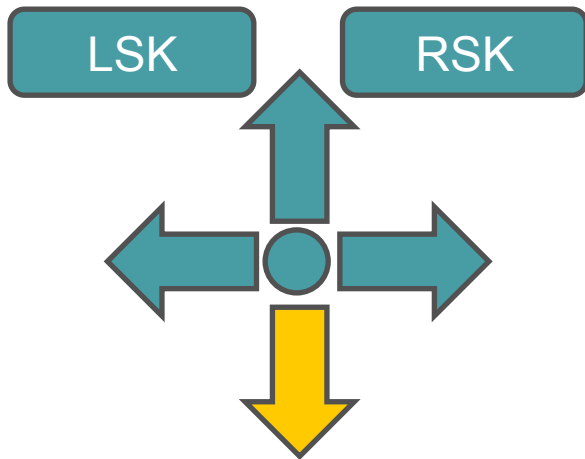
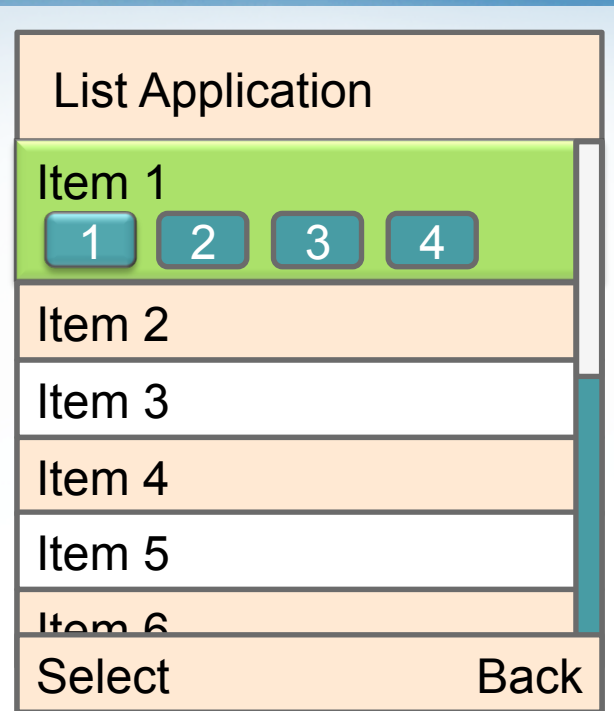
## **Guidance**

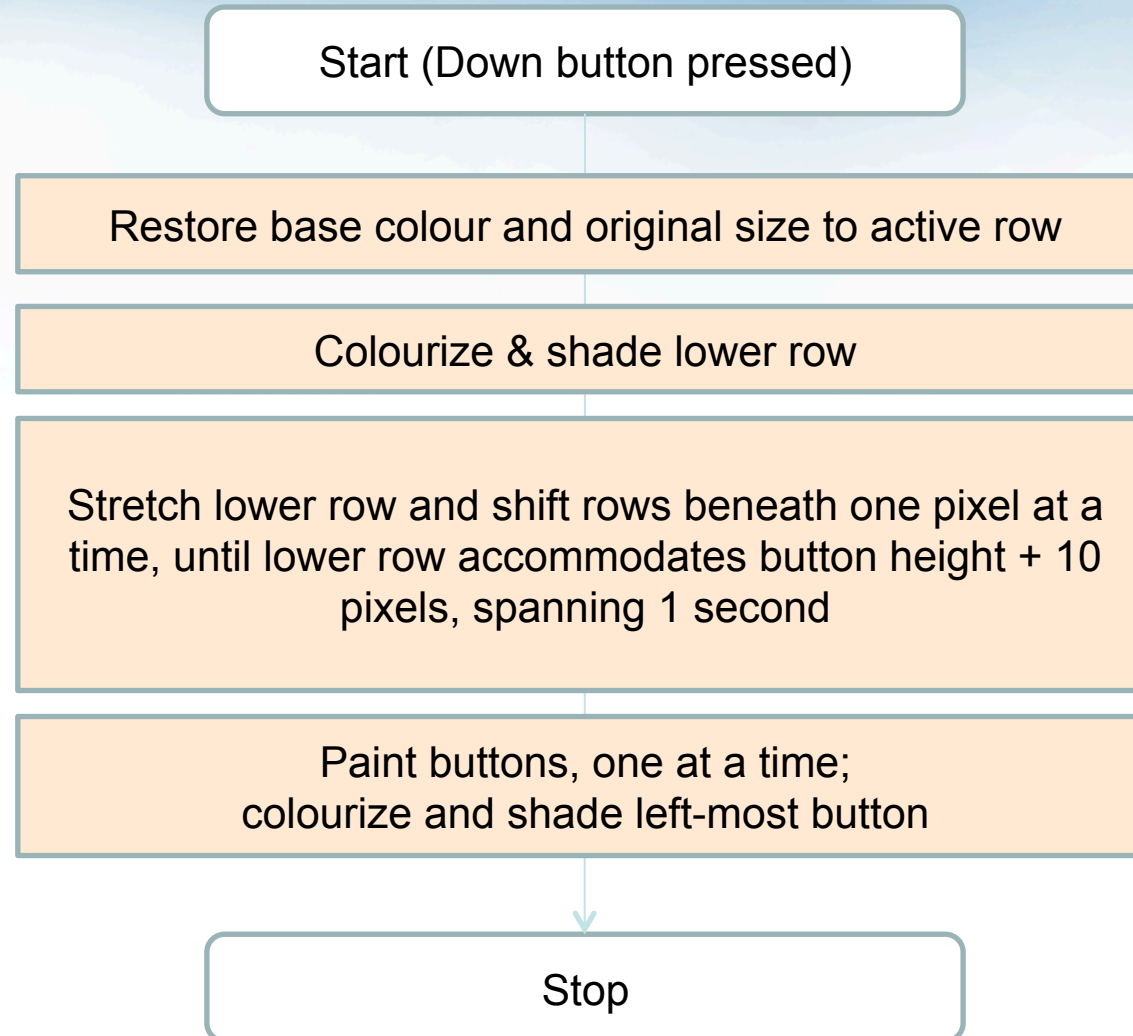
- Institutionalisation of Usability
- Executive Mentoring


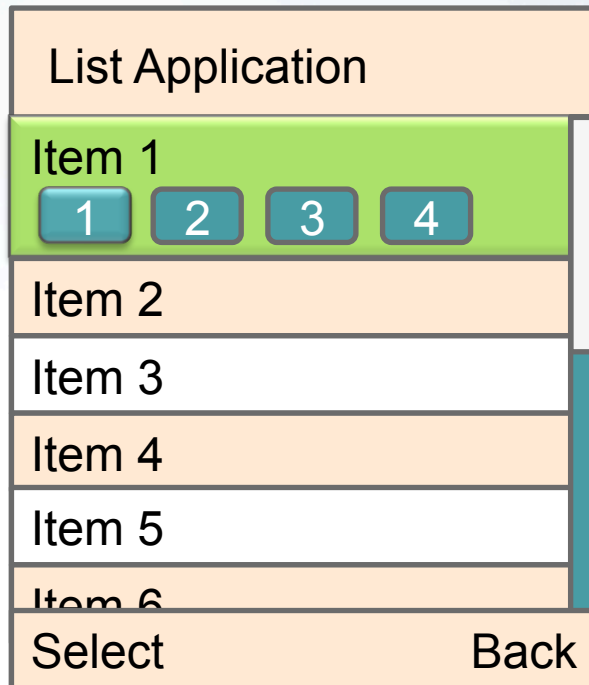
- **AJAX**
  - Highly interactive widgets
  - Animation
  - Exact placement of graphics & widgets
  - “Same page” UI (rather than lots of round-trips)
- **Social Components**
  - Networking
  - Chat, instant messaging, commenting...
  - Uploading photos and text (user-generated content)
  - Presence
- **Localised Content**
  - Awareness of place
  - Sharing of place content

- 1. Mock-ups**
- 2. Flow charts**
- 3. Component Drawings**
- 4. Tables**
- 5. Further Descriptions (clarifying issues)**

# Mock-Ups









ID	Name	Focus & Soft Keys	Label/Contents	Description
A	Title	-/-/	<Name of List>	Non-functional title; scroll bar does not reach the Title, but starts below it.
B	List of Items	See B1A	Each item has its own label; active item has a set of buttons	This feature is a scrolling list with a button set for the active list item. See Active Item section, below, for details.
B1	Active List Item	See B1A	<Name of Item>	Active item gets colourized and 3D shading
B1A	Active Button	<Name>/<Name>/Back	<Name>	Left and Right keys change the Active Button. Up and Down change the Active List Item. At edges, do nothing (no beep, no flash).
B1B...	Button <X>	See B1A	<X>	Non-active button; has base colouration.
B2	Non-Active List Item	Upon focus, becomes B1	<Name of Item>	Alternate row colouring.

- **ID**
  - From the Component Drawing
  - Use single letters, to keep this column short
- **Name**
  - A helpful name for the widget/graphic
- **Focus & Soft Keys**
  - Left Softkey Label / Fire Key Label / Right Soft Key Label
  - Fire is best as OK or echoing the first item in a Menu hung off the LSK
- **Label/Contents**
  - Label is the text label that is assigned
  - Use <Name>, etc., to indicate a variable
  - Contents can otherwise be of a textbox or other graphical container
- **Description**
  - Helpful description of how the widget works
  - Use references when there are relationships with other widgets or other sections of the document

## Active Item

ID	Name	Focus & Soft Keys	Label/Contents	Description
B1	Title	-/-/	<Name of List>	Non-functional title
B	List of Items	<Active Button>/ <Active Button>/ Back	Each item has its own label; active item has a set of buttons	This feature is a scrolling list with a button set for the active list item. See Active Item section, below, for details.

# Thank you.

## Human Factors International

16 Albemarle Street  
London W1S 4HW

Phone: +44.207.290.3430

### HFI Offices:

Baltimore, MD, USA  
Bangalore, India  
Boston, MA, USA  
Fairfield, IA, USA  
Hamburg, Germany  
London, UK  
Mumbai, India  
Pondicherry, India  
San Francisco, CA, USA  
Singapore

### Contact:

Scott Weiss, Executive Director, London  
[Scott.Weiss@humanfactors.com](mailto:Scott.Weiss@humanfactors.com)  
+44 (0) 207.290.3432

